



ಬೃಹತ್ ಬೆಂಗಳೂರು ಮಹಾನಗರ ಪಾಲಿಕೆ  
Bruhat Bengaluru Mahanagara Palike



# BBMP COVID-19 WAR ROOM 23.01.2023

BBMP / COVID-19 WAR ROOM / BULLETIN – 1036/ 23.01.2023 / #BBMPfightsCOVID19



# OVERVIEW OF COVID-19 IN BENGALURU

**CASE TRENDS** ACTIVE CASES **124**

Confirmed Cases

**16**

18,77,311 #

Recovered Cases

**8**

18,60,196 #

Death Cases

**0**

16,991 #



**HOSPITALIZATION**

**8**

ICU – V

-

ICU

**3**

HDU

-

General

**5**

INCLUDES GOVT. QUOTA AND PRIVATE WALK-IN HOSPITALIZATION



**VACCINATION**

**2,545**

2,06,23,349 #

First Dose

**100**

96,86,259 #

Second Dose

**369**

95,01,221 #

Precaution Dose

**2,076**

14,35,869 #



**TRIAGING**

MTU

**3**

Tele Triage

**6**



**ACTIVE CZs**

**0**

MCZs (< 5 cases)

**0**

Clusters (> 5 cases)

**0**



**TESTING**

**1,991**

3,21,34,365 #

Positivity :0.50%

\*FOR LAST 7 DAYS

RAT

**78**

RTPCR

**1,913**

# : indicates cumulative numbers till date



# ABSTRACT OF COVID-19 SCENARIO IN BENGALURU

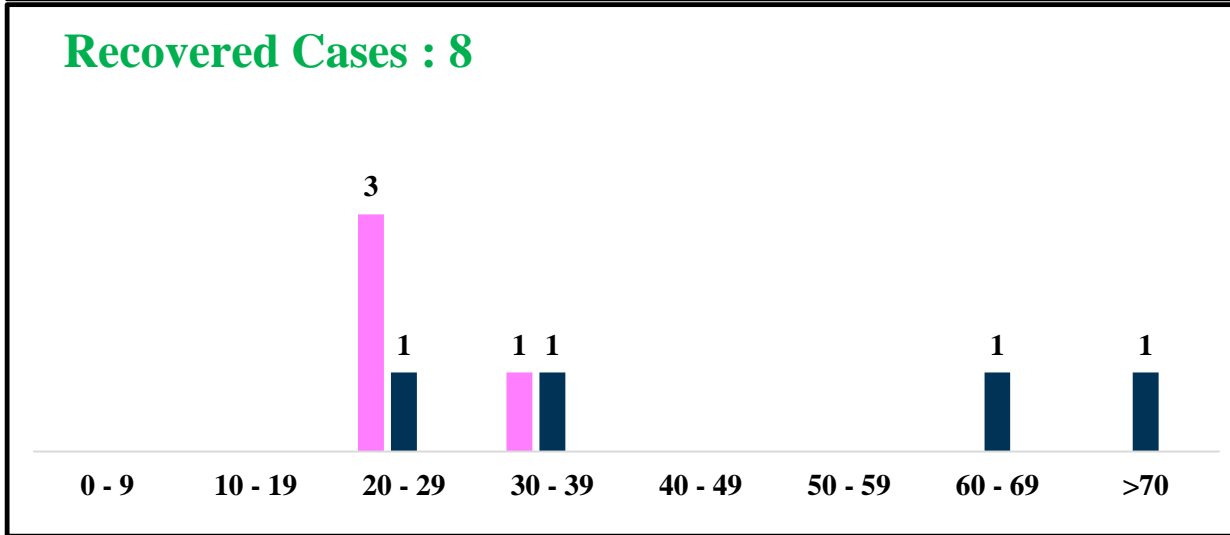
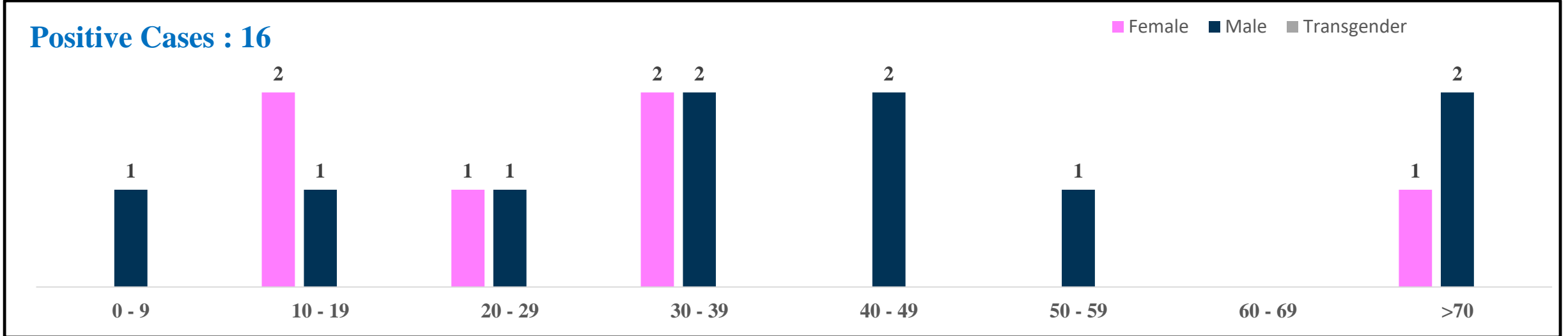


	MALE			FEMALE			TRANSGENDER			TOTAL		
	Last 24 Hours	Last 7 Days	Cumulative	Last 24 Hours	Last 7 Days	Cumulative	Last 24 Hours	Last 7 Days	Cumulative	Last 24 Hours	Last 7 Days	Cumulative
<b>Positive Cases</b>	10	75	11,06,944	6	62	7,70,171	0	0	196	16	137	18,77,311
<b>Recovered Cases</b>	4	55	10,94,550	4	44	7,64,516	0	0	187	8	99	18,60,196
<b>Death Cases</b>	0	0	10,761	0	0	6,226	0	0	4	0	0	16,991
<b>Total Tests Done</b>	<b>In Last 24 hrs. : 1,991</b>			<b>In last 7 days : 27,488</b>			<b>Cumulative : 3,21,34,365</b>					
<b>Vaccine Doses Administered</b>	<b>In Last 24 hrs. : 2,545</b>			<b>In last 7 days : 60,945</b>			<b>Cumulative : 2,06,23,349</b>					
<b>ACTIVE CASES</b>									<b>124</b>			

\*Covid deaths occurred today : 00 | Covid deaths occurred beyond last 24hrs., reported today : 00



# LAST 24 HOURS AGE GROUP AND GENDER WISE DISTRIBUTION

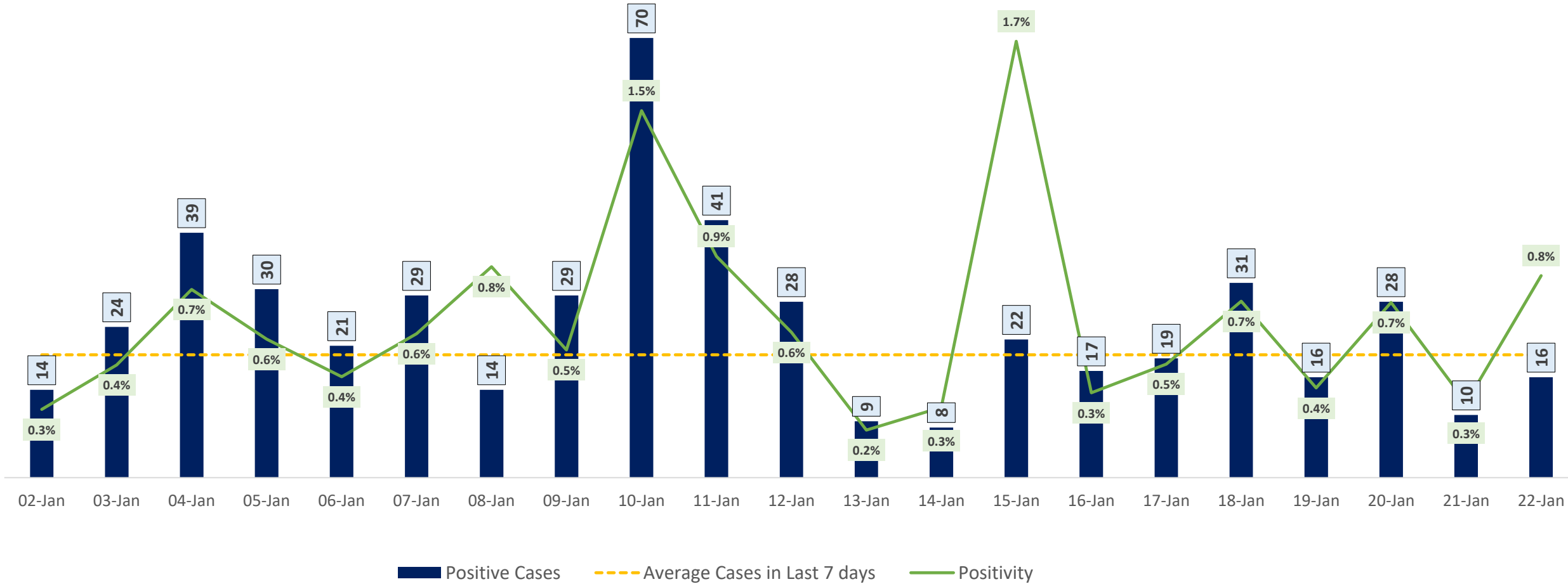




# POSITIVITY RATE OF BENGALURU – LAST 21 DAYS



Average Cases in Last 7 days : 20

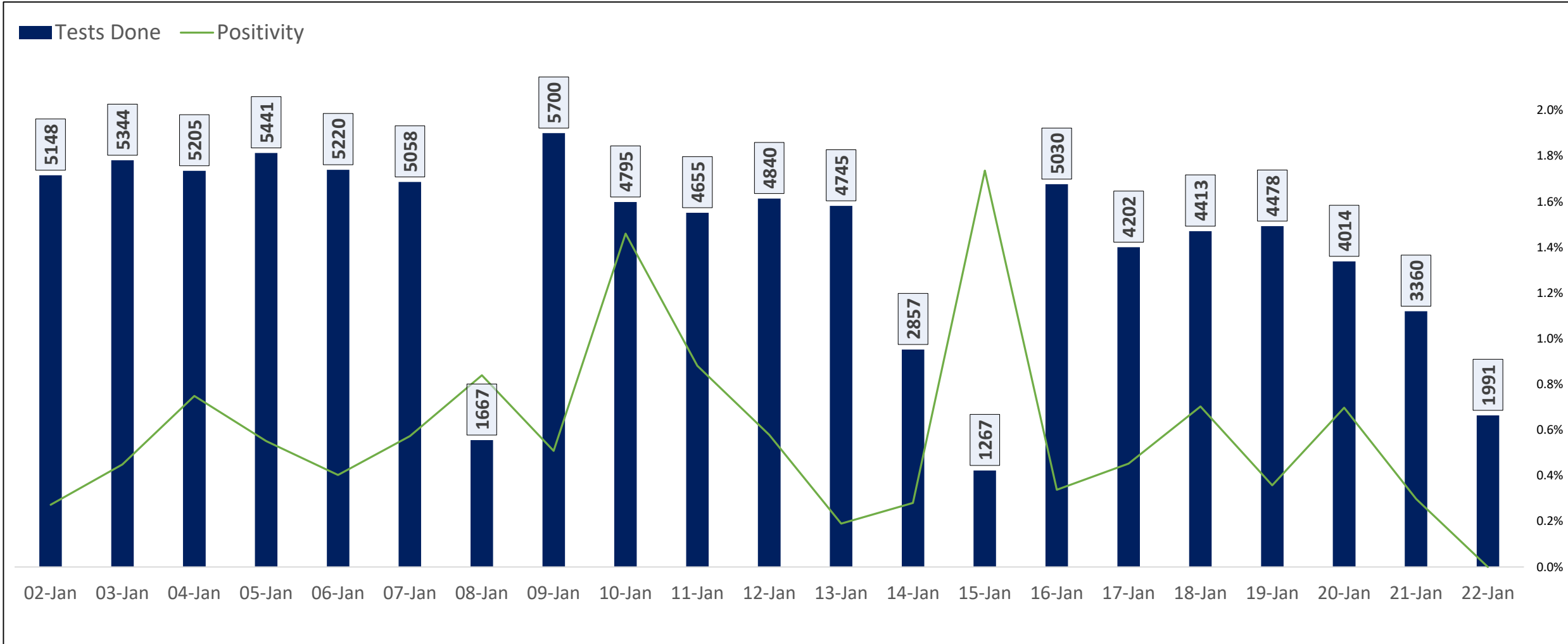




# TESTING TRENDS IN BENGALURU

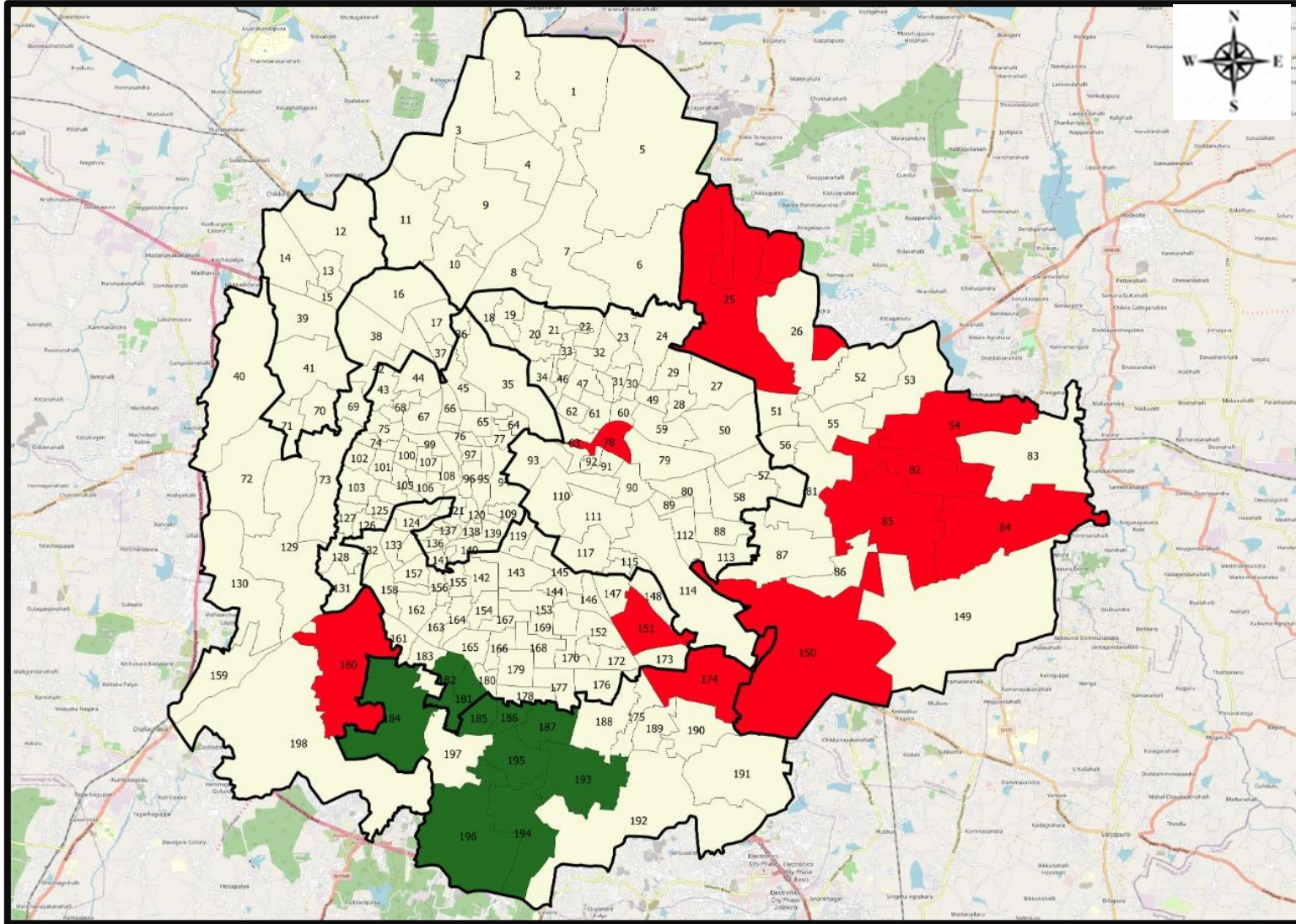


Total Test Conducted Till Date	Test Conducted Last 24 hours	Last 7 Days Average
3,21,34,365	1,991	3,927





# BENGALURU URBAN MAP SHOWING TREND OF POSITIVE CASES IN LAST 7 DAYS



### Top 10 wards reporting highest number of positive cases in last 10 days

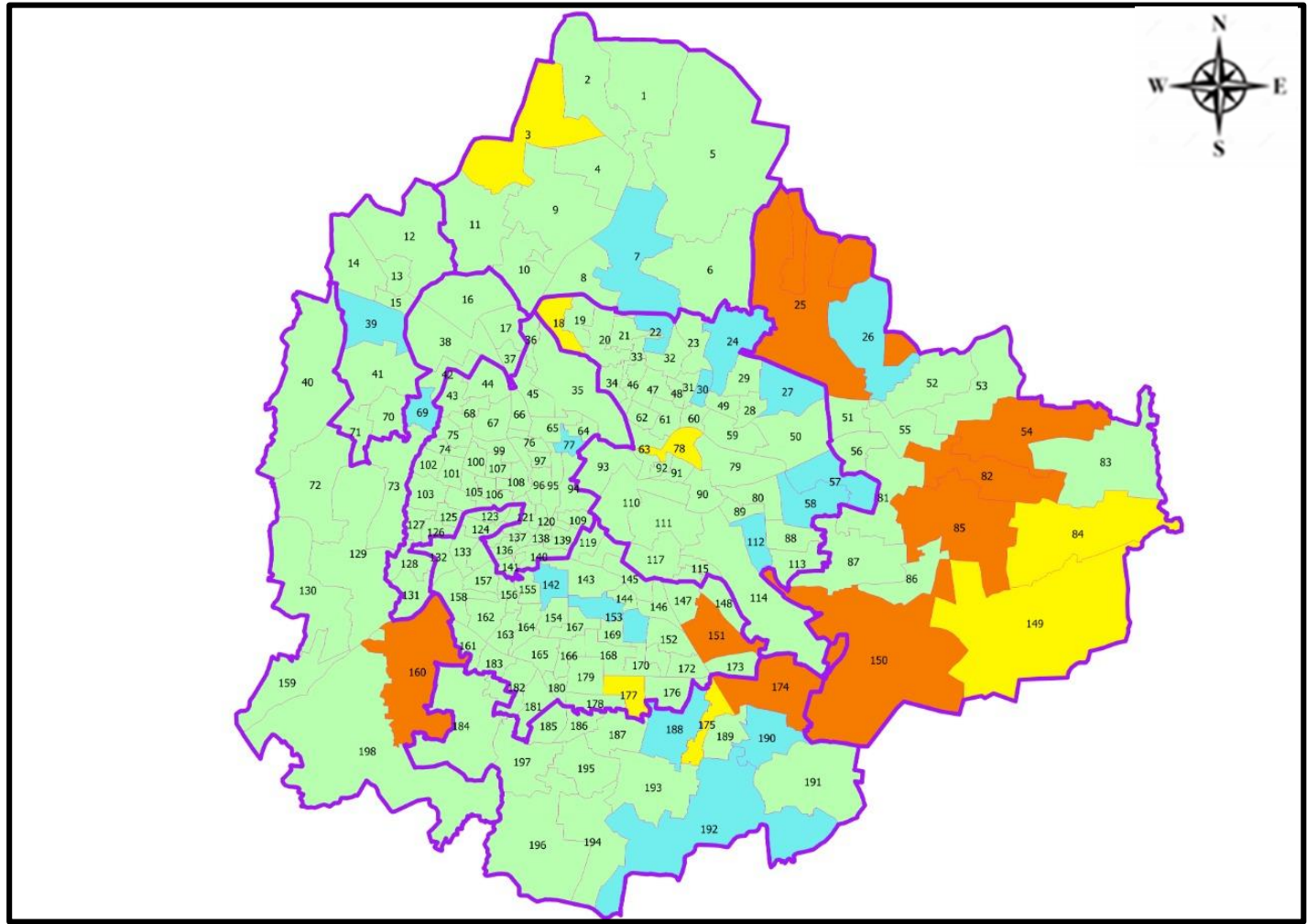
Ward No.	Ward Name	Daily Cases Average
150	Bellanduru	2
160	Rajarajeshwari Nagar	1
174	HSR Layout	1
25	Horamavu	1
82	Garudachar Palya	1
85	Dodda Nekkundi	1
151	Koramangala	1
54	Hudi	1
78	Pulikeshi Nagar	1
84	Hagadur	1

### Top 10 wards reporting least number of positive cases in last 7 days

Ward No.	Ward Name	Daily Cases Average
196	Anjanapura	0
195	Konanakunte	0
194	Gottigere	0
193	Arakere	0
187	Puttenahalli	0
186	Jaraganahalli	0
185	Yelchenahalli	0
184	Uttarahalli	0
182	Padmanabha Nagar	0
181	Kumaraswamy Layout	0



# BENGALURU MAP SHOWING INTENSITY OF POSITIVE CASES IN LAST 7 DAYS



- Level 1 : 0 to 1 Cases
- Level 2 : 1 to 3 Cases
- Level 3 : 3 to 5 Cases
- Level 4 : 5 to 10 Cases
- Level 5 : More than 10 Cases
- Zone Boundaries

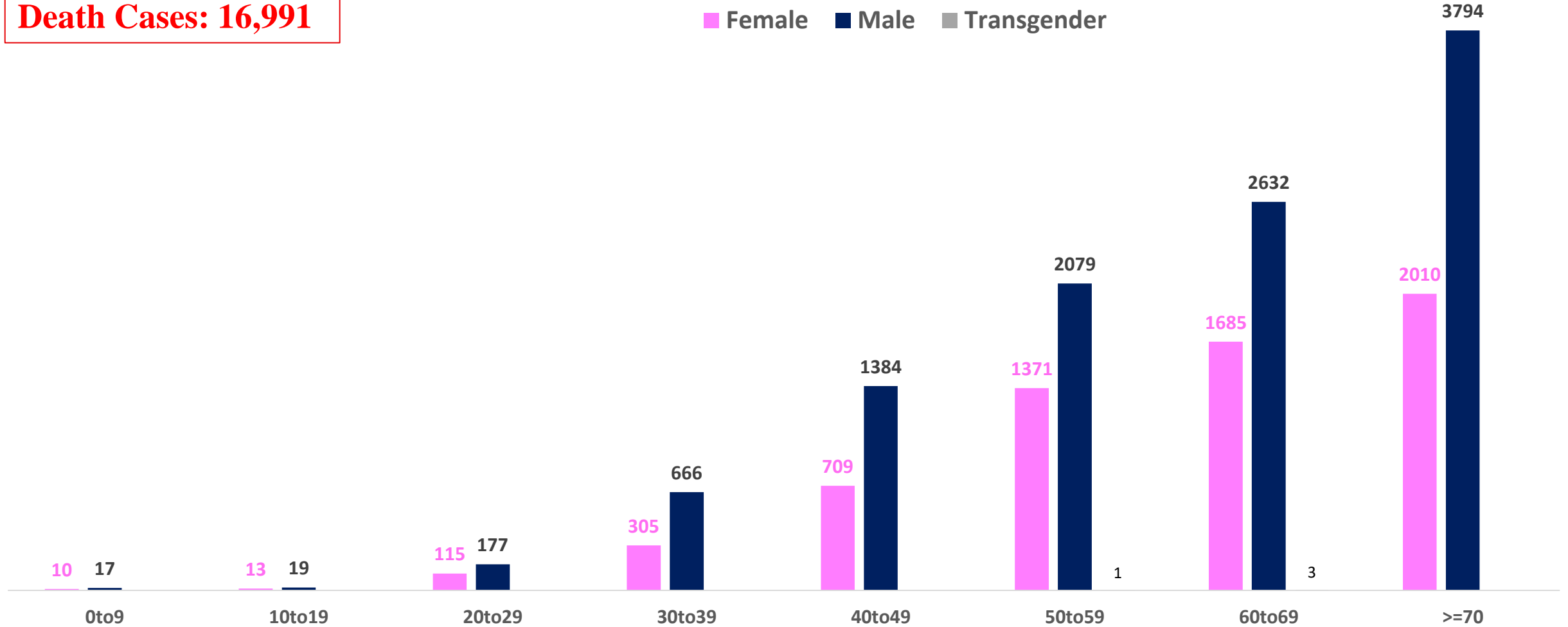




# AGE AND GENDER WISE DISTRIBUTION OF DEATH CASES



**Death Cases: 16,991**





# COVID-19 SCENARIO IN BENGALURU AND OTHER METROPOLITAN CITIES



CITY NAME	Positive Cases	Active Cases	Recovered	Deceased	Vaccine Doses Administered
New Delhi	20,07,298	19	19,80,757	26,522	3,73,17,328
Bengaluru*	18,77,311	124	18,60,196	16,991	2,37,78,980
Mumbai	11,54,255	43	11,34,466	19,746	2,21,34,555
Chennai	7,93,222	13	7,84,138	9,071	1,13,96,462

Source : <https://dashboard.cowin.gov.in/> at 5:00pm (23.01.2023)  
Source : <https://www.covid19bharat.org/> at 5:00pm (23.01.2023)

\*includes BBMP & Bengaluru Urban



# SNAPSHOT OF COVID-19 CASES IN BENGALURU URBAN



**Total Wards With  
0 Cases\* :  
126**

**Tests Conducted  
on 22.01.2023:  
1,991**

**Recovery  
Rate\*:  
99.09%**

**Total  
Active Cases :  
124**

**Total Vaccinated  
on 22.01.2023:  
2,545**

**Positivity  
Rate\* :  
0.50%**

**Active  
Rate\*:  
0.01%**

**Case  
Fatality Rate\* :  
0.00%**





\*Total positive cases In the past 7 days

\*CFR and positivity is for Past 7 days



ಬೃಹತ್ ಬೆಂಗಳೂರು ಮಹಾನಗರ ಪಾಲಿಕೆ  
Bruhat Bengaluru Mahanagara Palike



<b>Download BBMP Bulletin</b>	<a href="https://apps.bbmpgov.in/covid19/mediabulletin.php">https://apps.bbmpgov.in/covid19/mediabulletin.php</a>
<b>To register for vaccination :</b>	<a href="https://selfregistration.cowin.gov.in/">https://selfregistration.cowin.gov.in/</a>
<b>BBMP COVID19 Dashboard:</b>	<a href="https://apps.bbmpgov.in/covid19/">https://apps.bbmpgov.in/covid19/</a>
<b>Follow us on:</b>	 <a href="http://www.facebook.com/bbmp.comm1/">www.facebook.com/bbmp.comm1/</a>
	 <a href="https://twitter.com/BBMPCOMM">twitter.com/BBMPCOMM</a>
	  <a href="https://www.instagram.com/BBMPSplHealth">BBMPSplHealth</a>

Issued by:

Honorable Chief Commissioner, BBMP  
Special Commissioner Health, BBMP  
MD, Bengaluru Smart City Limited

**THANK YOU !**

